

The background of the entire page is an abstract, artistic composition. It features a vibrant green color palette, ranging from light, airy greens to deep, saturated forest greens. Overlaid on this are numerous thin, white, glowing lines that swirl and spiral in a clockwise direction, creating a sense of motion and depth. Interspersed among these lines are various sized, glowing particles in shades of white, yellow, and light green, which resemble stars or dust motes. The overall effect is one of dynamic energy and environmental vitality.

Environmental Report 2011

<http://www.smk.co.jp/>

Message from the Management

Striving to Reduce Environmental Burden, SMK Will Continue to Pursue "All Quality Aspects on the Job with ZERO Defects"

First, we would like to extend our heartfelt sympathy to those affected by the Great East Japan Earthquake in March 2011, and we pray that the recovery will happen as quickly as possible.

SMK has set high annual targets for reducing the environmental burden, and have worked towards reaching these targets. Last year, our total emissions of CO₂ increased, but this was due to the fact that we brought some in-house production that we had previously outsourced, in order to increase competitiveness. Real CO₂ emissions have in fact been steadily reduced.

Considering environmentalism means honing our awareness as good "corporate citizens," as well as seeking ways to eliminate all waste and loss. We will continue to pursue "All Quality Aspects on the Job with Zero Defect."

A single defect not only results in a loss of profit, but also leads to the waste of precious natural resources in every channel, such as procurement, manufacturing, distribution, and sales.

Maintaining product quality through the application of steady efforts – we believe that this is the most effective to reduce our environmental burden.

In the future, we will continue to make efforts to reduce the environmental burden, in particular CO₂ emissions. We will enhance product assessment at the

President and
Chief Operating Officer

Tetsuya Nakamura



stage of end-use as well as in production processes, attempting always to reduce the environmental burden. Our aim is increase the number of customers who rely on SMK on both the product quality and environmental fronts.

This report summarizes our efforts and achievements over the past year. I appreciate and look forward to hearing all your questions and comments.

August 2011

Contents

Message from the Management	1
Message from Vice President of Environment Div.	2
Environmental Management	3
Environmental Preservation Activities	4
SMK's Medium-term Environmental Targets and Measures	4
Energy and Resource Saving Results	5
Material Balance	7
Environmental Accounting	7
Energy and Resource Saving Activities	8
Creation of Environmentally Friendly Products	9

About This Report

Reporting period

FY2010 (April 1, 2010 - March 31, 2011)

Scope of calculations

Sites in Japan

- Head Office (Togoshi) Gate City Office (Osaki)
- Osaka Branch
- Nagoya Branch
- Kanagawa Sales Office
- Ibaraki Sales Office
- Hokuriku Sales Office
- Fukuoka Sales Office
- Toyama Works and Toyama Technology Center
- Hitachi Works
- Ibaraki Works
- Yamato Works

Subsidiaries in Japan

- Toyama Showa Co., Ltd.
- Showa Denshi Co., Ltd.
- Ibaraki SMK Co., Ltd.

Overseas Sites

ASIA

- SMK High-Tech Taiwan Trading Co., Ltd.
- SMK Electronics (H.K.) Ltd.
- SMK Trading (H.K.) Ltd.
- SMK Dongguan Gaobu Factory
- SMK Electronics (Shenzhen) Co., Ltd.
- SMK Electronics Trading (Shanghai) Co., Ltd.
- SMK Electronics Singapore Pte. Ltd.
- SMK Electronics (Malaysia) Sdn. Bhd.
- SMK Electronics (Phil.) Corporation

EUROPE

- SMK Europe N.V.
- SMK (U.K.) Ltd.
- SMK Hungary Kft.

NORTH AMERICA

- SMK Electronics Corporation U.S.A.
- SMK Manufacturing, Inc.
- SMK Electronica S.A. de C.V.

CO₂ emissions

Conversion coefficients are subject to the standards of the Federation of Electric Power Companies of Japan for domestic sites, and the GHG Protocol for overseas sites.

Access to corporate information

Our website discloses data profiling our company, IR information, product descriptions, and past environmental reports.

<http://www.smk.co.jp/>

Contact : Environmental Protection Department, SMK Corporation
TEL : +81-3-3785-5058 FAX : +81-3-3785-2904

Message from Vice President of Environment Div.

To be an Earth-friendly Manufacturing Company

The Earthquake in March drastically changed our awareness regarding energy and made us realize again how dependent our life is on energy.

There has been a renewed focus on natural energy (renewable energy), which is being treated seriously as an alternative to nuclear power since the earthquake. SMK has contributed to environmental preservation from long before this by supplying parts for a variety of eco-friendly products, including energy-saving home electronic appliances, solar and wind power facilities, and hybrid cars. We have also made active efforts to expand the repertoire available to products that take the environment into consideration, reducing energy consumption and increasing efficiency by improving product performance, saving materials through the reduction of size and weight, and using materials sourced from nature. We believe that these efforts, by virtue of stimulating economic activity, can play some part in the recovery of the region stricken by the disaster.

We are also applying unceasing efforts to the reduction of the environmental burden occasioned by production activities, which is a natural responsibility for a corporate entity. The following pages provide a detailed introduction to our specific efforts in this area, and we hope that readers will give consideration to these efforts. In the area of CO₂ emissions, it should be noted that while recent progress that

we have made in conducting in-house production in order to enhance technical capacity has resulted in an increase in emissions figures, in substantive terms emissions are actually declining.

We will go on supplying products that in the environmental market and eco-friendly products-related fields relies on, and realize ambitious targets to reduce our own environmental burden, as we strive to be an eco-friendly company.

August 2011

Vice President of Environment Div.

Yoshio Sakurai



Corporate Profile (as of March 31, 2011)

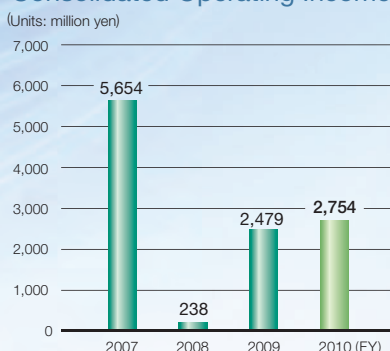
Name	SMK Corporation
Established	April 1925
Registered	January 15, 1929
Primary Businesses	Manufacturing and sales of electronic components for use in electrical equipment, communications equipment, electronic equipment, industrial machinery, IT equipment and other applications.
Capital	7,996 million yen
Number of Employees	11,969 (in the Group)
Head office	5-5, Togoshi 6-chome, Shinagawa-ku, Tokyo 142-8511, Japan TEL: +81-3-3785-1111 FAX: +81-3-3785-1878 URL: http://www.smk.co.jp/

Major Products	Switches / Remote control units / Keyboards / Control panel units / Electret condenser microphones / Earphone-microphone assemblies / Camera modules / AC adaptors / Antennas / Crimp connectors / FPC and FFC connectors / Board-to-board connectors / RF coaxial connectors / Interface connectors / Card connectors / Power connectors / Jacks and pin jacks / DC power supply plugs and jacks / Fuse holders / Connectors for photovoltaic modules / Resistance sensitive touch panels / Optical touch panels / Capacitive touch panels / Bluetooth modules
----------------	-----------------------------------------------------------------------------------------------------------------------------------------------------------------------------------------------------------------------------------------------------------------------------------------------------------------------------------------------------------------------------------------------------------------------------------------------------------------------------------------------------------------------------------------------------------------

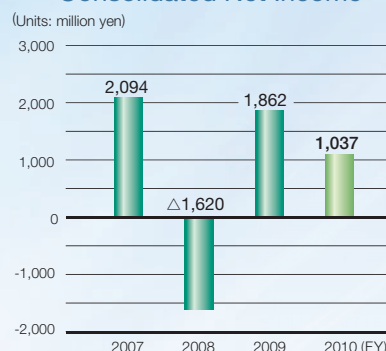
Consolidated Net Sales



Consolidated Operating Income



Consolidated Net Income



SMK Environmental Charter

1. Basic Philosophy

The SMK Group pursues environmental preservation as well as economic development, by integrating its current technological strengths and creating advanced technology. As a good corporate citizen, every one of us will contribute to the promotion of sustainable global development.

2. Action Guidelines

- (1) Develop environmentally friendly products
- (2) Reduce waste by using everything to its fullest extent
- (3) Preserve natural resources and save energy
- (4) Encourage 3R (reduce, reuse and recycle)
- (5) Realize waste-free procurement and manufacturing

Organization to Promote Environmental Preservation

In SMK, the Group policies, targets, and initiatives related to environmental preservation are deliberated upon and determined by the Corporate Environmental Preservation Committee, which is chaired by the Vice President of the Environment Division. Major items are subject to deliberation and determination at the Executive Officer's Meeting. Upon determination, they are deployed at all Japan and overseas works. At each business site, the local Environmental Preservation Committee decides local policies, targets, and initiatives in accordance with the Group policies, targets, and initiatives taking locally specific issues into consideration and puts them into practice.

Environmental Management Systems

SMK's environmental management systems are in accordance with ISO 14001, the international standard for EMS.

We have obtained ISO 14001 certification for all of our Japan sites and overseas works. Since fiscal 2007, in addition to individual activities at each site, we have been setting targets and themes to be shared by all members of the SMK Group, reinforcing linkage among our sites, and working to strengthen group-wide systemic arrangements.

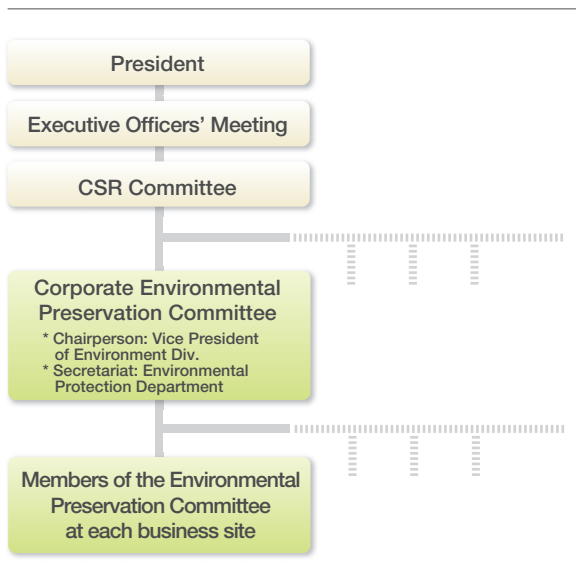
SMK's environmental preservation activities are not limited to our Group. The Green Procurement Guidelines that we published in 2004 also make demands on our suppliers. Specifically, we request our suppliers to pledge not to use any environmentally hazardous substances prohibited by SMK, and to put in place ISO 14001-based systems. We visit suppliers who have not obtained ISO 14001 certification to check on the status of their environmental preservation activities, and to suggest any necessary improvements.

Environmental Education

SMK implements environmental education by levels of employees throughout the Group, and as a part of the professional education curriculums. In addition, each business site makes its own annual education plans.

We also encourage our employees to take the Certification Test for Environmental Specialists (also known as the Eco Test) administered by the Tokyo Chamber of Commerce and Industry. Every year since the first test in 2006, we have gathered candidates, purchased textbooks, and provided assistance with the burden of exam fees. As of 2010, a total of 50 of our employees had passed the test, and they are helping to guide and advance environmental preservation activities at each workplace.

Organizational Structure for Environmental Preservation



Environmental Education at SMK Malaysia



In-House training of internal auditors (Head Office)

Environmental Preservation Activities

All of SMK's Japan and overseas sites have formulated targets for environmental preservation activities, and are pushing ahead with efforts to make improvements. The table below presents the actual results of SMK's major activities in fiscal 2010, as well as targets for this fiscal year.

Reduction of CO₂ Emissions

We have made improvements, such as introducing energy-saving lighting fixtures and increasing the heat efficiency of our molding processes in order to reduce CO₂ emissions, but because we have increased the clean room spaces in our overseas works, which are used in the manufacture of touch panels (demand for which is expected to increase), we have seen an increase in CO₂ emissions in terms of both CO₂ emissions per unit of production value and total CO₂ emissions.

Reduction of Waste

SMK has made efforts to reduce waste through a more efficient use of materials, based on figures for industrial waste discharge per unit of production value and total industrial waste discharge amount. However, we failed to realize our waste-reduction goals because of an exceptional release of

sludge-waste due to maintenance work on wastewater treatment equipment at some of our production facilities, designed to enable us to manage wastewater at a higher standard, in addition to the scrapping of unnecessary production facilities and equipment. The amount of landfill waste increased beyond our expectations. The reason for this was an increase in touch panel production, which resulted in an increase in hard-to-recycle sludge and glass scrap at one of our overseas works.

Control of Environmentally Hazardous Substances Contained in Products

We are responding to the revision of the EU-RoHS regulations (exemptions) and the additions made to substances controlled under the EU REACH regulations. In fiscal 2011, we are moving ahead with the standardization of our survey method and its integration into our company system.

Strengthening of Environmentally Friendly Design

Continuing from last year, we conducted trial Life Cycle Assessments (LCA) for standard connectors. In the future, our challenge will be to formulate benchmarks.

Nature of initiative	Target	Achievement for FY2010	Self-assessment
Reduction of CO ₂ emissions	CO ₂ emissions per unit of production value*1: 11% decrease from FY2010 Target: 0.42 t-CO ₂ /million yen	11% increase 0.52 t-CO ₂ /Million yen	C
	Total CO ₂ emissions: 3% reduction relative to FY2010 Target: 31,477 t-CO ₂	3% increase 33,629 t-CO ₂	C
Reduction of waste	Industrial waste discharge per unit of production value*2: 10% reduction relative to FY2010 Target: 0.0247 t/million yen	6% increase 0.029 t/Million yen	C
	Total industrial waste discharge amount: 3% reduction compared to FY2010 Target: 1,833 t	1% decrease 1,884 t	B
	Landfill waste amount: 7% increase compared to FY2010 Target: 121 t	11% increase 125 t	C
Control of environmentally hazardous substances contained in products	Bring online system to manage information on constituent materials, a system to respond to the EU REACH Regulation	Establishment of constituent materials management system	C
		Preparations for response	A
Strengthening of environmentally friendly design	Continue trial Life Cycle Assessments	Continuation of trial LCA	A

*1: CO₂ emissions per unit of production value = CO₂ emissions divided by production value

*2: Industrial waste discharge per unit of production value = industrial waste discharge divided by production value

Self-assessment

A: attained B: insufficiently-attained C: not attained

SMK's Medium-term Environmental Targets and Measures

At SMK, we view the preservation of the environment as an important management objective, one element of our corporate social responsibility. We have taken up the issue in our 8th Medium-term Business Plan (FY2011-FY2013), which begins this fiscal year, and we are making efforts to raise the level of our environmental preservation activities throughout the Group as a whole.

Concerning efforts to prevent global warming, our most important area of focus, we are attempting to understand and reduce the amount of energy used in the supply chain during the manufacture

of our products through the application of LCA, in addition to continuing to reduce CO₂ emissions throughout the Group.

SMK will continue to respond to the increasingly stringent requirements of laws and regulations and demands for environmental awareness from the market in our management of environmentally related substances and in our environmentally friendly designs.

We will also begin activities aimed at the preservation of biological diversity as a new initiative based on our latest medium-term environmental targets.

Nature of initiative	Measure	Targets (2011-2013)
Preventing global warming	Continuing introduction of energy-saving facilities (including natural energy)	FY2013: 12% reduction in CO ₂ emissions per unit of production value*1 Compared to FY2010 (to 0.46 t-CO ₂ /Million yen)
	Introduction of energy management system	Introduction in Japan sites
	Progress in LCA (including carbon footprints)	Formulation of SMK benchmarks
Preservation of biological diversity	Purchasing with preservation of biological diversity in mind	Implementation of activities related to purchasing with preservation of biological diversity in mind
Effective use of resources	Reduction of industrial waste	FY2013: 34% reduction in industrial waste discharge per unit of production value*2 Compared to FY2010 (to 0.019 t/Million yen)
Effective responses for the management of environment-related substances	Responses to revisions of EU-RoHS and Chinese RoHS regulations	Conformity with revised items
	Responses to expansion in scope of Substances of Very High Concern (SVHC) in EU REACH regulations	Completion of development of in-house systems
Advancement of environmentally friendly design	Improvement of level of product assessment	Conformity with energy efficiency-related laws and regulations

*1: CO₂ emissions per unit of production value = CO₂ emissions divided by production value

*2: Industrial waste discharge per unit of production value = industrial waste discharge divided by production value

Energy and Resource Saving Results

SMK is working to improve its energy efficiency as part of its efforts to prevent global warming, an important management goal for the company. We are also working to reduce industrial waste discharge amount and to realize zero emissions (zero landfill waste), in an attempt to use our resources more efficiently.

Energy-Saving Results

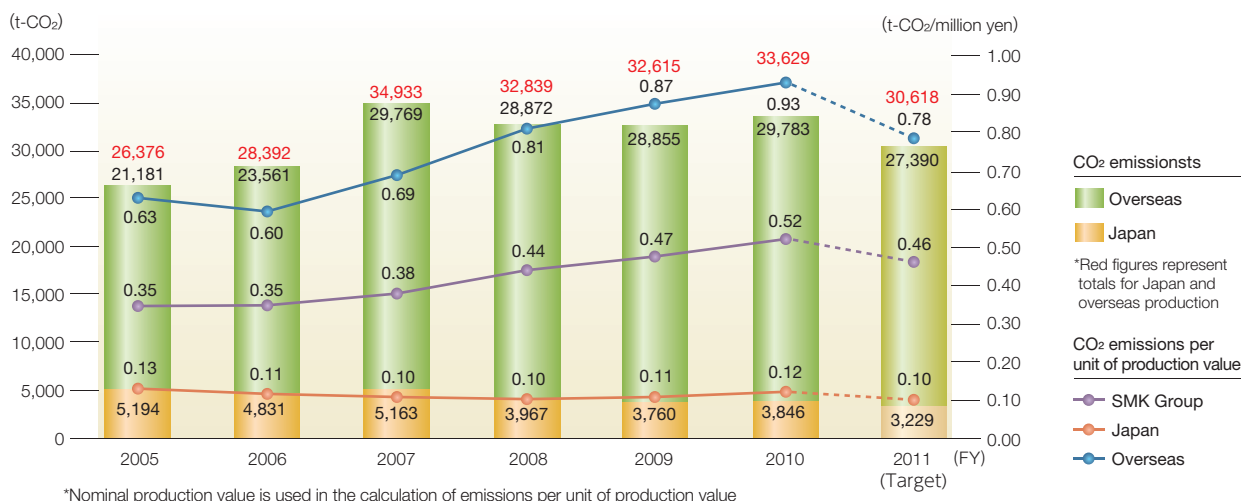
© SMK recorded increases in both CO₂ emissions per unit of production when viewed in terms of nominal production value (111% against the previous fiscal year) and the amount of CO₂ emissions (103% against the previous fiscal year), as indicated in "Environmental Preservation Activities" for 2010.

	Year on Year	
	Japan	Overall SMK Group
CO ₂ emissions per unit of production value (nominal production value)	109%	111%
CO ₂ emissions	102%	103%

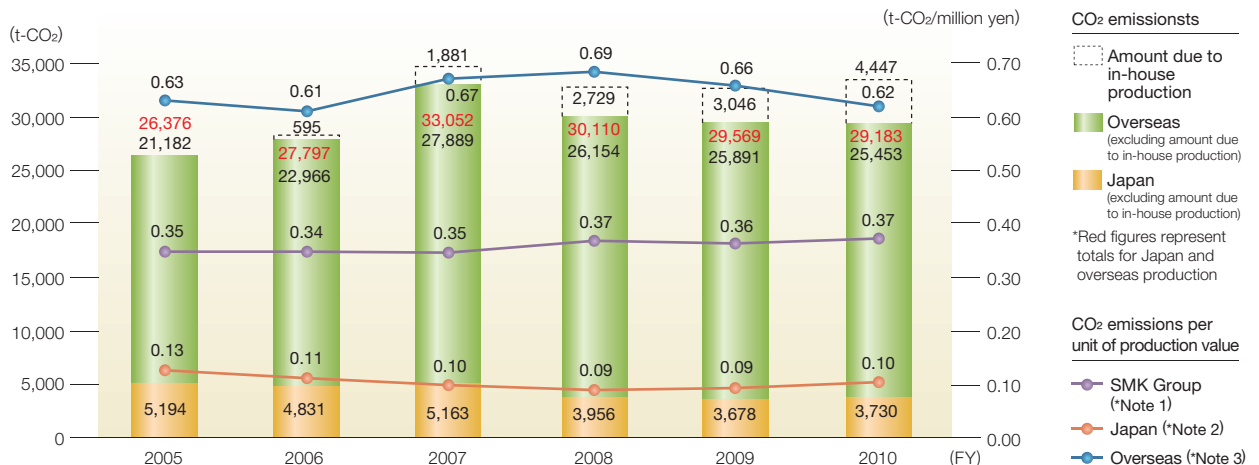
© We have made progress since our base year (FY2005) in performing parts production (molding, stamping, etc.) in-house (rather than outsourcing them) in an attempt to increase our production efficiency. As a result of this in-house production, however, our CO₂ emissions have displayed a tendency to increase year by year.

If we analyze trends in our CO₂ emissions (trends in substantive CO₂ emissions) in terms of our real gross output, which is minimally affected by price fluctuations and exchange rates, and exclude the increase due to in-house production, the emissions are largely equivalent to emissions in our base year. If we take into consideration the fact that we have expanded our ratio of production of touch panels, the production of which requires a great deal of energy, our emissions trends are actually showing an improvement. (See graph below).

Trends in CO₂ emissions and CO₂ emissions per unit of nominal production value



Ref: Trends in CO₂ emissions and CO₂ emissions per unit of actual production value



*Trends in actual CO₂ emissions show the trend for emissions excluding the increase due to the in-house production
 *Actual production value is used in the calculation of emissions per unit of production value
 (*Note 1) Whole Group: Calculated by totaling Japan and overseas actual production value
 (*Note 2) Japan: Calculated with consideration of the Domestic Corporate Goods Price Index published by the Bank of Japan
 (*Note 3) Overseas: Calculated by conversion into yen amounts using 2005 (base year) exchange rates

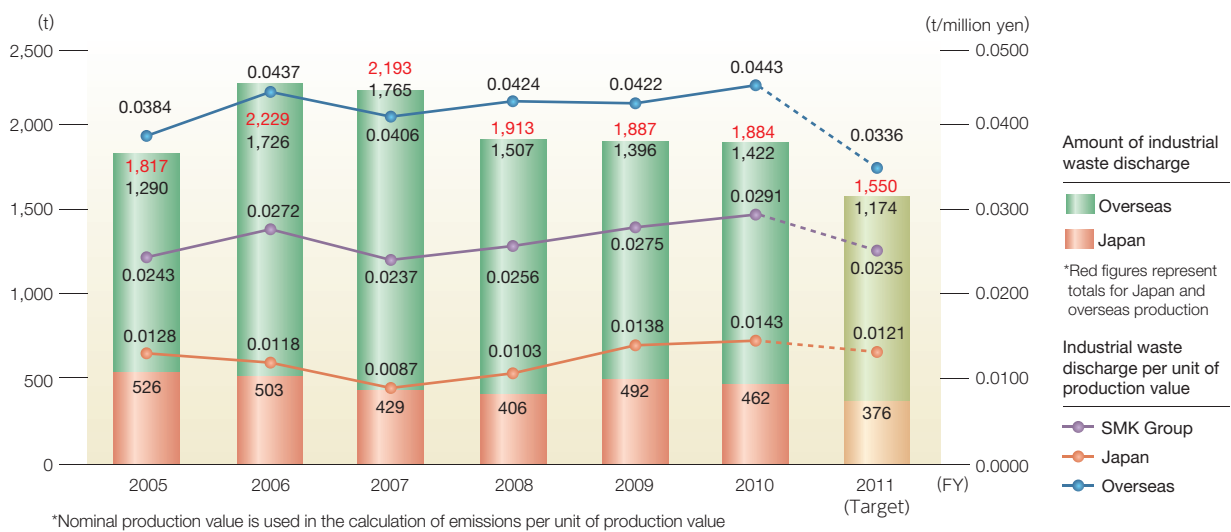
Resource-saving Results

©SMK's amount of industrial waste discharge was comparable to that of the previous year (1% lower). Our industrial waste discharge per unit of production value increased (up 6%); however, we show an improving tendency when the exceptional discharge of sludge and the scrapping of unnecessary equipment and facilities mentioned in "Environmental Preservation Activities" are taken into account.

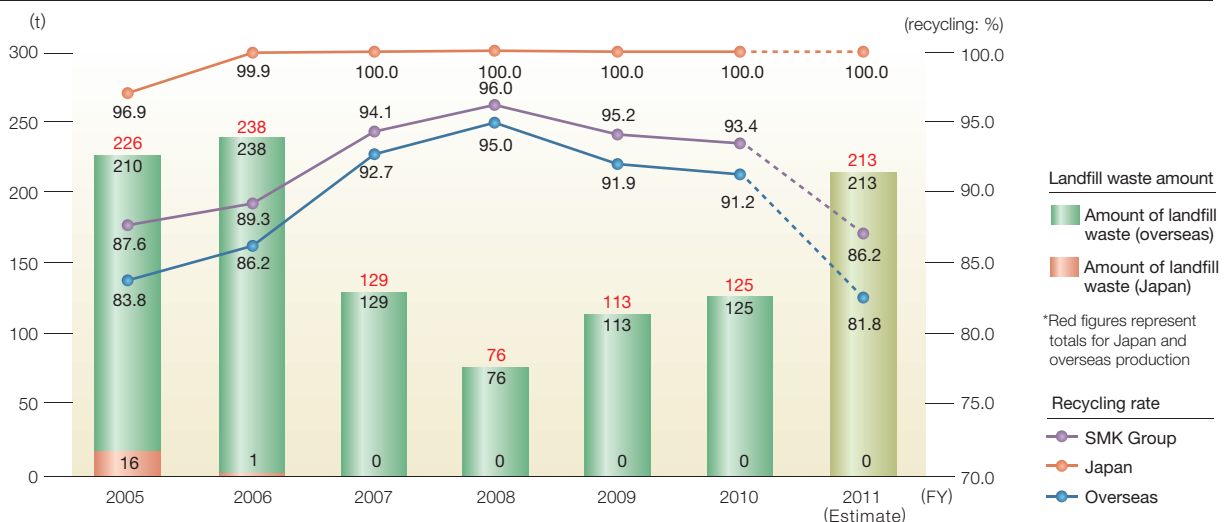
	Year on Year	
	Japan	Overall SMK Group
Industrial waste discharge per unit of production value (nominal production value)	103%	106%
Overall industrial waste discharge amount	94%	99%
Recycling amount	93%	120%
Landfill waste amount	—	111%

©SMK maintained zero emissions (zero landfill waste) in Japan, based on the amount of landfill waste, but due to increases in our overseas work, our emissions rose 111% against the previous fiscal year for the SMK Group. Our recycling rate showed a decline. We expect to increase our volume of production of sludge- and glass-waste, which are difficult to recycle, at our overseas works, and measures to deal with this increase will be an issue.

Amount of industrial waste discharge

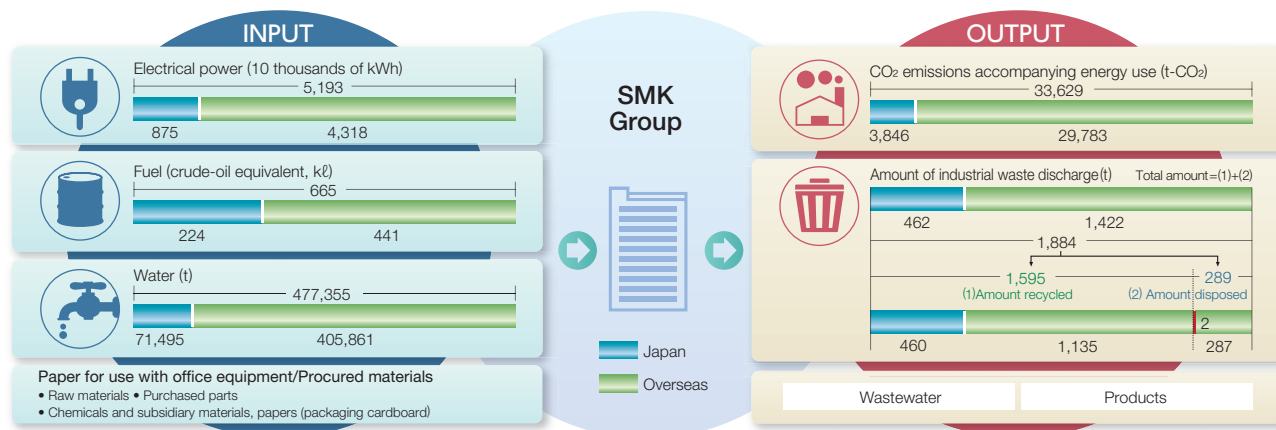


Amount of landfill waste and recycling rate



Material Balance

At SMK, we are attempting to analyze and understand the material balance (environmental footprint) of the Group as a whole for each of our processes, from product design and development to manufacture and sales, and to realize non-wasteful business activities.



Environmental Accounting

Environmental Preservation Costs and Benefits

(Units: million yen)

Category	Major Activities	Environmental Preservation Costs				Economic Benefits Accrued		Environmental Preservation Benefits (Quantity)	
		Investments		Expenses		Amount	YoY	Consumption/Output Savings	YoY
		Amount	YoY	Amount	YoY				
Business area costs	Pollution prevention	1.4	185%	19.6	96%	0	—	Use of Environmentally Hazardous Substances: 10.5 t	111%
	Global environmental preservation	14.2	80%	42.7	101%	3.5	13%	CO ₂ emissions per unit of production value: -0.05 t-CO ₂ /million yen	—
	Resource circulation	0	—	22.9	72%	153.7	64%	Landfill waste amount: -12.0 t Industrial waste discharge per unit of production value: -0.002 t /million yen	—
	Sub-total	—	—	15.7	85%	85.3	90%	157.2	58%
Upstream/downstream	Green procurement	0	—	0.8	16%	0	—	—	—
Administration	Elimination of environmentally hazardous substances / Environmental management education, activities for the achievement of certification, etc.	0	—	167.8	100%	0	—	—	—
R&D	Development of environmentally friendly products	0	—	45.0	116%	0	—	—	—
Social activity	Initiatives to expand green areas at works	0	—	6.6	77%	0	—	—	—
Environmental remediation	—	0	—	0.1	—	0	—	—	—
Total	—	15.7	83%	305.6	97%	157.2	58%	—	—

Environmental Preservation Costs

Our environmental preservation costs in fiscal 2010 declined against the previous fiscal year, in terms of both investments and expenses. This is because the recent strength of the yen resulted in a decline in costs for overseas bases when these costs were converted into yen. In local currencies, costs have actually increased.

Economic Benefits

Economic benefits for fiscal 2010 declined against benefits for the previous fiscal year. The main reason for this was that the amount of tools and equipment available for reuse was

smaller, and as a result the benefits in this area fell below those for the previous fiscal year.

Environmental Preservation Benefits

Environmental preservation benefits increased in all of the four categories used in their evaluation. The reasons for CO₂- and industrial waste-related increases are explained in "Environmental Preservation Activities." In the case of environmentally hazardous substances, the increase was because the revision of the PRTR Law that sets the standard increased the number of substances subject to aggregation.

Accounting Procedure

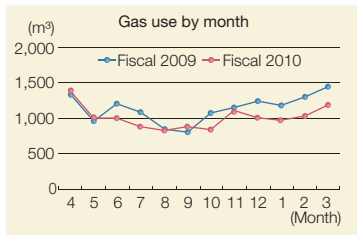
- SMK's environmental accounting practices adhere to the Environmental Accounting Guidelines 2005 published by Japanese Ministry of the Environment.
- Figures are based on data on capital investments and other expenses (including depreciation cost) required for the environmental preservation activities, as well as data on the benefits accrued from them in terms of money and quantity, from all Japan and overseas sites of the SMK Group.
- Data for environmental preservation benefits indicated a decrease in amount compared with the previous fiscal year. A year-on-year comparison is not presented for data without any reduction or comparable results with the previous fiscal year.
- Economic benefits accrued are clearly demonstrable and do not include speculative benefits.
- For environmentally hazardous substances in the category of environmental preservation benefits, aggregated subjects were the substances regulated under the Law Concerning Reporting, etc. of Releases to the Environment of Specific Chemical Substances and Promoting Improvements in Their Management (Pollutant Release and Transfer Register, or PRTR Law).

Head Office Group

We upgraded the gas hot water supply and related equipment in the employee canteen at the Togoshi Head Office in May 2010. We selected high-efficiency Eco-Jozu models for this upgrade, due to our approval of the "Eco-Jozu 2013" initiative of organizations, including the Japan Industrial Association of Gas and Kerosene Appliances. We also chose dishwashers fitted with special nozzles enabling a two-thirds reduction in the amount of water used. As a result, our monthly average gas use has been reduced by 15%, or 169m³/month, against the previous fiscal year. This corresponds to a

saving of 4.6t in CO₂ emissions per year.

Our gas charges have also been reduced by approximately 170,000 yen per year.



SMK Electronics(Malaysia) Sdn. Bhd (SMK Malaysia)

SMK Malaysia replaced all 14 of the sodium lamps it used for exterior illumination at night with LED lamps as a fiscal 2010 initiative to reduce the use of electric power. As a result, the amount of electricity used per day by the lights (which are lit for 10 hours) declined by 64%, from 35kWh to 12.6kWh. This represents a reduction of 5.7t in annual CO₂ emissions. In the future, SMK Malaysia intends to continue its efforts to reduce CO₂ emissions, for example through initiatives involving its air conditioning system and the lighting in its warehouse.



Toyama Group

Toyama Works*, Hokuriku Sales Office*, Toyama Showa Co., Ltd.*, Showa Denshi Co., Ltd.*

The Toyama Group has made preventing global warming a target, and each department has been pushing ahead with activities to promote the conservation of energy. In June, Environment Month, the departments were particularly busy conducting activities, including tests of the set pressure of compressors and checks for air leaks in compressors, and conducting Energy Conservation Patrols for production equipment. As a result, they have reduced the set pressure of compressors and have repaired air leaks, in addition to revising the air supply and discharge method in order to increase heating and cooling efficiency, resulting in savings of 80,240 yen per year in electricity fees and a reduction in CO₂ emissions of 2.2t/year.



Energy Conservation Patrol

SMK Electronics (Phils.) Corporation (SMK Philippines)

SMK Philippines expanded its factories in fiscal 2010. The company selected and installed equipment and fittings with its greatest focus on realizing a more environmentally friendly factory. As a result, in comparison to figures for the previous fittings, the company reduced CO₂ emissions by 442t/year through the use of energy-saving air conditioning and other measures, and 3.6t/year through the use of LED lighting. The company reduced electricity charges by 14.4 million yen per year. The company intends to continue to work in future towards the realization of its target of a zero-emissions factory.



The Philippines factory after completion of expansion work

SMK Electronica S.A. de C.V. (SMK Mexico)

The Environment Team at SMK Mexico held a workshop for employees' children to help deepen their awareness of environmental activities during the winter vacation period at local schools. Following an explanation of the meaning and importance of the 3Rs, the workshop participants discussed how normal (non-toxic) waste found in and around our homes could actually be used. The children also tried making things, producing ornaments and toys. We hope that these activities left an impression on the 45 children of widely varying ages who took part, and that they will develop the ability in future to make correct decisions regarding environmental problems.




SMK Dongguan Gaobu Factory

The SMK Dongguan Gaobu Factory studied the potential for reuse of the large quantities of solder-oxide residue produced by its soldering equipment, and introduced solder recovery equipment able to separate from the residue and recycle solder of quality equivalent to that in the solder tank. This resulted in a high-efficiency reuse of solder, with a recovery rate of between 38% and 62%, which contributed to a reduction in the amount of industrial waste discharged by the Factory. The introduction of the equipment has resulted in a significant reduction in running costs: 3,253 kg of solder were recovered in fiscal 2010, representing a figure of HK\$960,735 in purchased solder.




Solder recovery equipment

SMK has introduced an environmental management system based on ISO 14001, the international standard, at all of our Japan sites and overseas works. Throughout the entire cycle from material use to disposal of waste, SMK makes thorough reviews from the standpoint of environmental preservation and is promoting development and design premised on the 3Rs of Reduce, Reuse, and Recycle.



Connector for Photovoltaic Modules

These connectors link photovoltaic modules with cables. The original multi-point contact structure assures an excellent contact performance. The original water-tightness structure (top and bottom cover system) facilitates cable waterproofing with easy operation without tools. The connectors have UL and TÜV certifications. Available in a wide variety of configurations, such as splitters.



Connectors for LED Lighting: LT Series

Connectors for LED lighting, a type of illumination that offers an energy-saving benefit. The lineup includes a total of five types of connector, for base lights, line lights, and LED bulb. The connectors conform to IEC standards and the stipulations of the Electrical Appliances and Material Safety Law, and their design takes safety and heat resistance into consideration by ensuring sufficient creepage distance and air clearance.




Φ3.5mm Mini Jack (Spring Terminal)

These are used as the headphone jacks in mobile phones and portable audio players. With a width of 5mm and switched with 4-poles, these are compact and occupy a small mounted surface area. The spring terminals allow these to be pushed to the PWB without using solders. The product design and the material selection take RoHS Directive and halogen-free into account.



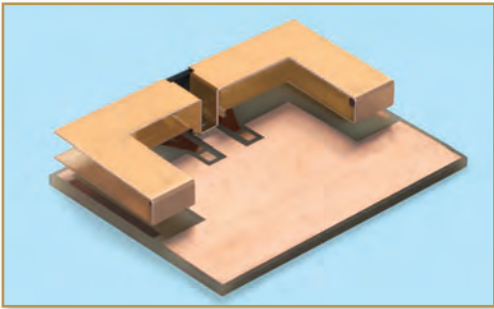
Shielded FFC Connectors for High-Speed Data Transmission: EN-5D Series

0.5-mm pitch FFC connectors compatible with products such as digital home electronic equipment and IT devices in which signal transmission speeds are increasing. The cables are shielded FFC, and are compatible with high-speed serial transmission, including LVDS and TMDS. The product design and the material selection take RoHS Directive and halogen-free into account.



Mini 1-Dome Switch

Switches used in smart phones and other mobile devices. One of the major features of the switch is its solder-free “spring-contact” terminal, making it an environmentally friendly product. The design of the switch saves materials, with the removal of the previously employed metal cover and reducing the switch’s size by 30%.



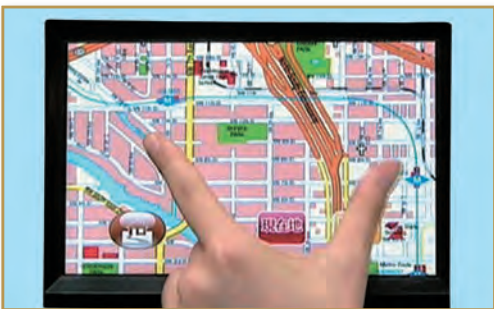
WiMAX™-compatible Built-in MIMO Antenna

Small broadband MIMO antennas able to be built into mobile WiMAX™ devices such as communications cards and dongles. Small yet possessing good isolation characteristics, the units feature dual antennas for the 2.5GHz and 3.5GHz bands. Conventional MIMO require two antennas positioned at a distance to ensure isolation. The use of antennas with a special shape in the new product makes it possible to position them in close proximity, forming one antenna. This has contributed to the reduction of the number of components employed and the ability to reduce the size of devices. The product design and the material selection take RoHS Directive and halogen-free into account.




ZigBee® RF4CE-compatible RF Remote Control

SMK has been actively moving ahead with the development of remote control systems using wireless communication, which reduces power consumption to approximately one-quarter the level of conventional systems that use infrared communication. The SSR-RF58 remote control and SSR-RFNANO receiver employ ZigBee® RF4CE, one of the standards for close-range wireless communications for home electronics. The remote control unit is small and lightweight with multiple functions; it reduces material usage and saves resources.



Touch Panels

Our projected capacitive touch panels for automotive applications minimizes the number of electronic components and is much lighter as compared with our resistive touch panels. This touch panel provides high visibility in car navigation system screens through its high transparency. We were also able to reduce processing waste by using high-efficiency machines and achieve a high yield ratio by installing automatic assembly machine.



Wireless Module

In addition to low power operation thanks to sophisticated power management functions in this wireless module, the development of the Bluetooth® serial-port adapter allows wired connections to become wireless, reducing resource use.



SMK Corporation

Published in August 2011

The paper used in this report is FSC mixed source certified, produced using wood from FSC certified forests and managed forests. The report was printed using a vegetable ink derived almost entirely from plant sources, and contains no volatile organic compounds (VOCs). It was printed using the Minus Carbon Printing system, in which aluminum plates are reused.



This article is printed using environment - friendly process qualified as GOLD PLUS status by E3PA.
E3PA : Environment Pollution Prevention Printing Association <http://www.e3pa.com>



SMK printed this Environmental report by reusing 6.24 kg of aluminum plates in the printing process, thus reducing CO₂ emissions by 89.54kg.
reducing CO₂ emissions by 95.24kg.
Japan Smart Energy Co., Ltd. examined this numerical value and confirmed it.

